

Superbike FIM CEV REPSOL 2014 Motorland Aragón Superbike Race 2 ((15 laps, 76,2 km.))

Provisional Classification

Rider	Nat	Team	Bike	Tyres	Cl.	Laps	Total Time	Gap	Kph	Best Lap			
										Lap	Time	Kph	
1	9	Kenny NOYES	USA	KAWASAKI PALMETO PL RACING	KAWASAKI	SBK	15	28:32.558	-	160.1	8	1:53.436	161.1
2	4	Robertino PIETRI	VEN	KAWASAKI PALMETO PL RACING	KAWASAKI	SBK	15	28:36.134	+3.576	159.8	8	1:53.537	161.0
3	22	Ivan SILVA	ESP	TARGOBANK MOTORSPORT	BMW	SBK	15	28:42.743	+10.185	159.1	4	1:53.851	160.5
4	10	Enrique FERRER	ESP	PASTRANA RACING TEAM	KAWASAKI	SBK	15	29:15.321	+42.763	156.2	2	1:56.166	157.3
5	5	Eeki KUPARINEN	FIN	MOTOMARKET RACING	BMW	PRI	15	29:19.134	+46.576	155.8	10	1:56.332	157.1
6	49	Fabien PARCHARD	FRA	BASOLI COMPETICIO	KAWASAKI	PRI	15	29:22.089	+49.531	155.6	2	1:56.331	157.1
7	3	Alejandro ESTEBAN	ESP	AE19 BASOLI COMPETICIO	KAWASAKI	PRI	15	29:23.484	+50.926	155.5	2	1:56.761	156.5
8	26	Josh WAINWRIGHT	GBR	QUELCH AFTER DARK	KAWASAKI	PRI	15	29:27.286	+54.728	155.1	8	1:56.477	156.9
9	51	Santiago BARRAGAN	ESP	TEAM STRATOS	KAWASAKI	SBK	15	29:27.306	+54.748	155.1	7	1:54.703	159.3
10	64	Raúl MARTÍNEZ	ESP	ALBA RACING MOTOR SPORT	KAWASAKI	PRI	15	29:32.103	+59.545	154.7	14	1:56.979	156.2
11	58	Michael MÖLLER	DNK	H43 TEAM - TMP RACING SPORT	APRILIA	PRI	15	29:34.396	+1:01.838	154.5	12	1:57.381	155.7
12	25	Christophe PONSSON	FRA	ALSTARE JUNIOR TEAM		PRI	15	29:36.399	+1:03.841	154.3	10	1:57.597	155.4
13	99	Mathieu DUMAS	FRA	DUMAS RACING TEAM	KAWASAKI	PRI	15	29:43.763	+1:11.205	153.7	4	1:57.198	156.0
14	46	Pierre TEXIER	FRA	TEX RACING	KAWASAKI	PRI	15	29:49.035	+1:16.477	153.2	7	1:58.159	154.7
15	18	Lucas DE ULACIA	ESP	KAWASAKI PALMETO PL RACING	KAWASAKI	PRI	15	29:50.493	+1:17.935	153.1	9	1:57.623	155.4
16	23	Guillermo LLANO	ESP	HOSPITALITY MOTOBOX	KAWASAKI	PRI	15	29:55.904	+1:23.346	152.7	4	1:57.451	155.6
17	80	Craig NEVE	GBR	QUELCH AFTERDARK MOTOSPORT	HONDA	PRI	15	29:57.678	+1:25.120	152.5	8	1:58.221	154.6
18	33	Niko MÄKINEN	FIN	NIKORACING - STRATOS	BMW	PRI	15	30:17.986	+1:45.428	150.8	12	1:59.871	152.5
19	37	Alexander MATEOS	ESP	TEAM SUZUKI SPEED RACING	SUZUKI	PRI	14	29:39.132	1 Lap	143.8	7	1:58.370	154.4
20	66	Philippe LE GALLO	FRA	JEG RACING	KAWASAKI	PRI	14	30:04.510	1 Lap	141.8	2	2:03.274	148.3

Not classified:

21	Jonathan MARTINEZ	FRA	MARTINEZ RACING TEAM	SUZUKI	PRI	13	26:32.306				10	1:59.232	153.3
43	Chris COTTON	CAN	JEG RACING	KAWASAKI	PRI	10	19:55.441				10	1:58.336	154.5
7	Daniel RIVAS	ESP	EASYRACE SUPERBIKE TEAM	BMW	SBK	4	7:39.220				4	1:53.608	160.9
87	Raúl GARCÍA	ESP	TARGOBANK MOTORSPORT	BMW	PRI	4	7:51.504				4	1:55.777	157.9
47	Angel RODRIGUEZ	ESP	TEAM SUZUKI SPEED RACING	SUZUKI	SBK	1	2:38.362						
31	Carmelo MORALES	ESP	CALVO TEAM	KAWASAKI	SBK								
94	Fran RODRIGUEZ	ESP	TEAM SUZUKI SPEED RACING	SUZUKI	PRI								

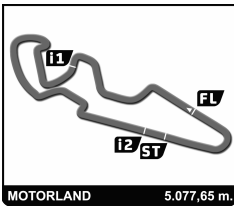
Pole Position		K. NOYES	1:52.713	162.2 Kph
Fastest Lap	Lap 8	Kenny NOYES	1:53.436	161.1 Kph

Published at:

Track Status: **DRY**

Race Director:	Timekeeper:
-----------------------	--------------------



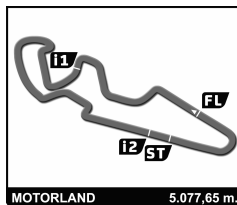


Superbike FIM CEV REPSOL 2014 Motorland Aragón Superbike Race 2

Lap Chart

LAP

Nr	Pos	Grid	1	2	3	4	5	6	7	8	9	10	11	12	13	14	15
9	1	9	9	4	4	4	4	9	9	9	9	9	9	9	9	9	9
4	2	4	4	9	7	7	7	9	4	4	4	4	4	4	4	4	4
22	3	22	7	7	9	9	22	22	22	22	22	22	22	22	22	22	22
31	4	31	22	22	22	22	51	49	49	49	51	51	51	10	10	10	10
51	5	51	10	10	10	10	49	5	5	5	49	49	49	5	5	5	5
7	6	7	49	49	49	49	5	3	10	10	10	10	10	49	51	49	49
47	7	47	3	5	5	5	3	10	3	51	5	5	5	51	49	3	3
10	8	10	5	3	51	51	10	51	51	3	3	3	3	3	3	26	26
94	9	94	26	51	3	3	26	26	26	26	26	26	26	26	26	51	51
87	10	87	25	87	87	87	25	25	25	25	58	58	58	58	64	64	64
49	11	49	51	26	26	26	58	58	58	64	25	25	64	64	58	58	58
25	12	25	87	25	25	25	99	99	64	58	64	64	25	25	25	25	25
5	13	5	58	58	58	58	64	64	99	99	99	99	99	99	99	99	99
3	14	3	64	23	99	99	23	43	43	43	46	46	46	18	18	46	46
26	15	26	23	64	23	23	43	23	46	46	43	43	18	46	46	18	18
64	16	64	37	99	64	64	46	46	23	23	23	18	23	23	23	23	23
58	17	58	99	43	43	43	18	18	18	18	18	18	23	80	80	80	80
99	18	99	43	46	46	46	80	80	80	80	80	80	33	33	33	33	33
23	19	23	46	80	80	18	21	21	33	33	33	33	21	21	21	37	37
37	20	37	21	18	18	80	33	33	21	21	21	21	37	37	37	66	66
18	21	18	80	33	21	21	66	66	66	66	66	66	66	66	66	66	66
21	22	21	18	21	33	33	37	37	37	37	37	66					
46	23	46	33	66	66	66											
43	24	43	66	37	37												
80	25	80	47														
33	26	33															
66	27	66															



Superbike FIM CEV REPSOL 2014 Motorland Aragón Superbike Race 2

Best Sector Times

SECTOR 1			SECTOR 2		SECTOR 3		Pos	Rider	Ideal Lap	Best Lap	
Pos	Rider	Time	Rider	Time	Rider	Time					
1	9 K.NOYES	32.362	9 K.NOYES	1:01.287	9 K.NOYES	19.430	1	9 K.NOYES	1'53.079	1:53.436	(1)
2	7 D.RIVAS	32.413	4 R.PIETRI	1:01.376	4 R.PIETRI	19.500	2	4 R.PIETRI	1'53.324	1:53.537	(2)
3	4 R.PIETRI	32.448	22 I.SILVA	1:01.575	7 D.RIVAS	19.545	3	7 D.RIVAS	1'53.571	1:53.608	(3)
4	22 I.SILVA	32.515	7 D.RIVAS	1:01.613	22 I.SILVA	19.553	4	22 I.SILVA	1'53.643	1:53.851	(4)
5	51 S.BARRAGAN	32.612	51 S.BARRAGAN	1:02.077	5 E.KUPARINEN	19.681	5	51 S.BARRAGAN	1'54.380	1:54.703	(5)
6	10 E.FERRER	32.969	10 E.FERRER	1:02.704	51 S.BARRAGAN	19.691	6	87 R.GARCÍA	1'55.610	1:55.777	(6)
7	87 R.GARCÍA	33.065	87 R.GARCÍA	1:02.715	87 R.GARCÍA	19.830	7	5 E.KUPARINEN	1'55.767	1:56.332	(9)
8	5 E.KUPARINEN	33.100	5 E.KUPARINEN	1:02.986	18 L.DE ULACIA	19.864	8	10 E.FERRER	1'55.769	1:56.166	(7)
9	64 R.MARTÍNEZ	33.116	49 F.PARCHARD	1:02.999	49 F.PARCHARD	19.986	9	49 F.PARCHARD	1'56.176	1:56.331	(8)
10	26 J.WAINWRIGHT	33.132	26 J.WAINWRIGHT	1:03.086	64 R.MARTÍNEZ	20.017	10	64 R.MARTÍNEZ	1'56.443	1:56.979	(12)
11	3 A.ESTEBAN	33.185	99 M.DUMAS	1:03.295	3 A.ESTEBAN	20.031	11	26 J.WAINWRIGHT	1'56.469	1:56.477	(10)
12	49 F.PARCHARD	33.191	3 A.ESTEBAN	1:03.309	23 G.LLANO	20.077	12	3 A.ESTEBAN	1'56.525	1:56.761	(11)
13	58 M.MØLLER	33.489	64 R.MARTÍNEZ	1:03.310	99 M.DUMAS	20.083	13	99 M.DUMAS	1'56.937	1:57.198	(13)
14	99 M.DUMAS	33.559	58 M.MØLLER	1:03.402	10 E.FERRER	20.096	14	58 M.MØLLER	1'57.054	1:57.381	(14)
15	18 L.DE ULACIA	33.576	23 G.LLANO	1:03.421	37 A.MATEOS	20.134	15	23 G.LLANO	1'57.105	1:57.451	(15)
16	23 G.LLANO	33.607	25 C.PONSSON	1:03.664	43 C.COTTON	20.139	16	18 L.DE ULACIA	1'57.249	1:57.623	(17)
17	25 C.PONSSON	33.644	46 P.TEXIER	1:03.784	25 C.PONSSON	20.161	17	25 C.PONSSON	1'57.469	1:57.597	(16)
18	37 A.MATEOS	33.648	18 L.DE ULACIA	1:03.809	58 M.MØLLER	20.163	18	46 P.TEXIER	1'57.732	1:58.159	(18)
19	46 P.TEXIER	33.761	80 C.NEVE	1:03.892	46 P.TEXIER	20.187	19	37 A.MATEOS	1'57.816	1:58.370	(21)
20	80 C.NEVE	33.806	43 C.COTTON	1:03.915	26 J.WAINWRIGHT	20.251	20	43 C.COTTON	1'58.057	1:58.336	(20)
21	21 J.MARTINEZ	33.899	37 A.MATEOS	1:04.034	80 C.NEVE	20.523	21	80 C.NEVE	1'58.221	1:58.221	(19)
22	43 C.COTTON	34.003	21 J.MARTINEZ	1:04.339	33 N.MÄKINEN	20.583	22	21 J.MARTINEZ	1'58.963	1:59.232	(22)
23	33 N.MÄKINEN	34.210	33 N.MÄKINEN	1:04.925	21 J.MARTINEZ	20.725	23	33 N.MÄKINEN	1'59.718	1:59.871	(23)
24	66 P.LE GALLO	35.329	66 P.LE GALLO	1:06.963	66 P.LE GALLO	20.957	24	66 P.LE GALLO	2'03.249	2:03.274	(24)

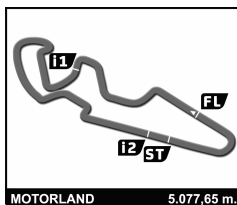




FIM CEV REPSOL 2014

MotorLand Aragón • 7-8 June

rfme DORNA



Superbike

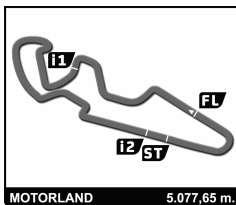
FIM CEV REPSOL 2014 Motorland Aragón

Superbike Race 2

Fastest Lap Sequence

Practice Time	Rider	Team	Bike	Class	Time	Kph	Lap
3:51.391	4 Robertino PIETRI	KAWASAKI PALMETO PL RACING	KAWASAKI	SBK	1:54.088	160.2	2
3:52.056	22 Ivan SILVA	TARGOBANK MOTORSPORT	BMW	SBK	1:53.917	160.4	2
5:45.271	4 Robertino PIETRI	KAWASAKI PALMETO PL RACING	KAWASAKI	SBK	1:53.880	160.5	3
5:45.612	7 Daniel RIVAS	EASYRACE SUPERBIKE TEAM	BMW	SBK	1:53.866	160.5	3
7:38.910	4 Robertino PIETRI	KAWASAKI PALMETO PL RACING	KAWASAKI	SBK	1:53.639	160.8	4
7:39.220	7 Daniel RIVAS	EASYRACE SUPERBIKE TEAM	BMW	SBK	1:53.608	160.9	4
9:32.810	9 Kenny NOYES	KAWASAKI PALMETO PL RACING	KAWASAKI	SBK	1:53.471	161.1	5
15:13.687	9 Kenny NOYES	KAWASAKI PALMETO PL RACING	KAWASAKI	SBK	1:53.436	161.1	8





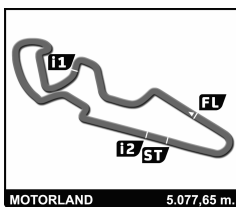
Superbike FIM CEV REPSOL 2014 MotorLand Aragón Superbike Race 2

Analysis by lap

Lapped

Nr	Lap Time	Gap	Nr	Lap Time	Gap	Nr	Lap Time	Gap	Nr	Lap Time	Gap	Nr	Lap Time	Gap											
Lap 1																									
9	1:57.146		7	1:53.866	0.341	5	1:57.555	14.775	43	1:58.609	38.974	Lap 10													
4	1:57.303	0.157	9	1:54.192	0.428	3	1:57.550	15.944	46	1:58.159	39.528	9	1:53.530												
7	1:57.530	0.384	22	1:54.062	0.847	10	2:00.321	17.265	23	1:59.196	39.953	4	1:53.759	0.971											
22	1:58.139	0.993	10	1:56.520	7.242	26	1:57.967	19.888	18	1:58.196	41.362	22	1:54.746	5.772											
10	1:59.827	2.681	49	1:56.393	7.371	25	1:58.598	22.417	80	1:58.598	43.331	37	2:05.931	1 Lap											
49	1:59.918	2.772	5	1:56.429	7.707	58	1:58.475	22.940	33	2:00.572	54.237	51	1:54.755	29.387											
3	2:00.026	2.880	51	1:55.759	7.848	99	1:58.630	23.382	21	2:06.074	56.579	49	1:56.834	31.888											
5	2:00.122	2.976	3	1:57.058	8.574	23	2:02.253	28.289	66	2:05.567	1'23.303	10	1:56.336	31.999											
26	2:01.604	4.458	87	1:56.127	10.456	43	1:58.788	29.100	37	1:58.370	1'44.181	5	1:56.332	32.225											
25	2:01.662	4.516	26	1:57.568	12.168	46	1:59.159	30.099	Lap 8					3	1:56.908	34.166									
51	2:01.901	4.755	25	1:57.991	13.600	18	1:59.039	31.900	9	1:53.436		26	1:58.283	39.228											
87	2:02.255	5.109	58	1:58.097	14.257	80	1:59.312	33.263	4	1:53.537	0.655	58	1:57.547	44.648											
58	2:02.641	5.495	99	1:57.870	15.018	21	1:59.777	38.244	22	1:54.214	3.505	25	1:57.597	45.134											
64	2:02.696	5.550	23	1:59.226	16.049	33	2:00.435	40.441	49	1:57.243	24.817	64	1:57.527	45.205											
23	2:03.164	6.018	64	1:59.875	16.730	66	2:06.542	59.074	5	1:57.475	25.239	99	1:58.472	47.129											
37	2:04.207	7.061	43	1:59.463	18.745	37	1:59.407	1'34.630	10	1:56.629	26.263	46	1:58.264	54.307											
99	2:04.634	7.488	46	1:58.928	18.885	Lap 6					51	1:55.608	26.283	43	1:58.336	54.636									
43	2:04.939	7.793	80	1:59.332	21.609	9	1:53.794		3	1:57.296	27.083	18	1:57.999	54.910											
46	2:06.006	8.860	18	1:59.064	21.643	4	1:54.116	0.247	26	1:56.477	29.487	23	2:03.040	59.705											
21	2:07.946	10.800	21	2:00.481	26.456	22	1:54.346	1.601	25	1:57.940	36.084	80	2:00.019	1'00.198											
80	2:08.041	10.895	33	2:01.319	27.132	49	1:57.657	17.494	64	1:57.985	36.517	33	2:00.934	1'14.975											
18	2:08.331	11.185	66	2:04.098	35.489	5	1:57.164	18.070	58	1:58.077	36.528	21	1:59.232	1'23.394											
33	2:09.344	12.198	37	1:59.920	1'24.115	3	1:57.522	19.597	99	1:58.075	37.094	Lap 11													
66	2:13.388	16.242	Lap 4					43	1:58.498	44.036	46	1:58.179	44.271	9	1:54.422										
47	2:38.362	41.216	4	1:53.639		46	1:58.179	44.036	23	1:59.320	45.837	4	1:54.351	0.900											
Lap 2														22	1:53.640	0.310	23	1:59.320	45.837	22	1:54.846	6.196			
4	1:54.088		9	1:53.640	0.429	18	1:58.480	46.406	37	1:59.364	1 Lap														
9	1:54.361	0.116	22	1:53.851	1.059	80	1:58.221	48.116	66	2:18.083	1 Lap														
7	1:54.216	0.355	10	1:57.166	10.769	33	2:00.096	1'00.897	51	1:55.117	30.082														
22	1:53.917	0.665	49	1:57.138	10.870	21	2:08.811	1'11.954	49	1:56.992	34.458														
10	1:56.166	4.602	5	1:56.977	11.045	66	2:06.601	1'36.468	10	1:56.921	34.498														
49	1:56.331	4.858	11	1:56.971	11.180	37	1:58.562	1'49.307	5	1:56.827	34.630														
5	1:56.427	5.158	3	1:57.284	12.219	Lap 9					3	1:57.165	36.909												
3	1:56.761	5.396	87	1:55.777	12.594	9	1:53.588		26	1:57.166	41.972														
51	1:55.459	5.969	26	1:57.217	15.746	4	1:53.675	0.742	58	1:57.976	48.202														
87	1:57.345	8.209	25	1:57.683	17.644	22	1:54.639	4.556	64	1:57.544	48.327														
26	1:58.267	8.480	58	1:57.672	18.290	51	1:55.467	28.162	25	1:57.860	48.572														
25	1:59.218	9.489	99	1:57.198	18.577	49	1:57.355	28.584	99	1:59.163	51.870														
58	1:58.790	10.040	23	1:57.451	19.861	10	1:56.518	29.193	46	1:58.630	58.515														
23	1:58.930	10.703	64	1:57.276	20.367	5	1:57.772	29.423	18	1:58.444	58.932														
64	1:59.430	10.735	43	1:59.031	24.137	3	1:57.293	30.788	23	1:58.786	1'04.069														
99	1:57.785	11.028	46	1:59.519	24.765	26	1:58.576	34.475	80	1:58.951	1'04.727														
43	1:59.614	13.162	18	1:58.682	26.686	58	1:57.691	40.631	33	2:01.181	1'21.734														
46	1:59.222	13.837	80	1:59.806	27.776	21	1:59.777	44.152	21	1:59.499	1'28.471														
80	1:59.507	16.157	21	1:59.475	32.292	33	2:00.740	47.312	Lap 12																
18	1:59.519	16.459	33	2:00.338	33.831	66	2:06.178	1'11.383	9	1:53.931															
33	2:01.740	19.693	66	2:04.507	46.357	37	1:58.697	1'39.458	4	1:54.755	1.724														
21	2:03.300	19.855	37	1:58.572	1'29.048	Lap 7					22	1:55.101	7.366												
66	2:03.274	25.271	Lap 5					9	1:53.647		37	1:59.150	1 Lap												
37	3:05.259	1'18.075	4	1:53.825		4	1:53.954	0.554	10	1:56.357	36.924														
Lap 3														26	1:56.565	26.446	58	1:57.932	31.887	5	1:56.885	37.584			
4	1:53.880		9	1:53.471	0.075	22	1:54.773	2.727	49	1:57.287	37.814														
Lap 5														25	1:58.089	31.580	49	1:57.163	21.010	66	2:06.193	1'49.073			
Lap 6														10	1:56.926	23.070	5	1:56.777	21.200						
Lap 7														3	1:57.273	23.223	10	1:56.926	23.070						
Lap 8														51	1:54.703	24.111	3	1:57.273	23.223						
Lap 9														26	1:56.565	26.446	51	1:54.703	24.111						
Lap 10														25	1:58.089	31.580	26	1:56.565	26.446						
Lap 11														58	1:57.932	31.887	49	1:57.634	31.968						
Lap 12														99	1:58.186	32.455	99	1:58.186	32.455						





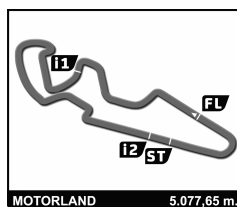
Superbike FIM CEV REPSOL 2014 MotorLand Aragón Superbike Race 2

Analysis by lap

Lapped

Nr	Lap Time	Gap	Nr	Lap Time	Gap	Nr	Lap Time	Gap	Nr	Lap Time	Gap	Nr	Lap Time	Gap
51	2:01.733	37.884	66	2:23.918	1 Lap									
3	1:57.591	40.569	33	2:00.759	1'40.535									
26	1:57.620	45.661	Lap 15											
58	1:57.381	51.652	9	1:55.064										
64	1:57.329	51.725	4	1:55.800	3.576									
25	1:58.051	52.692	22	1:55.971	10.185									
99	1:59.154	57.093	10	1:56.314	42.763									
18	1:58.022	1'03.023	5	1:58.795	46.576									
46	1:58.772	1'03.356	49	2:00.413	49.531									
23	1:58.825	1'08.963	3	1:57.842	50.926									
80	1:59.196	1'09.992	26	1:57.675	54.728									
33	1:59.871	1'27.674	51	1:57.397	54.748									
21	1:59.468	1'34.008	64	1:57.132	59.545									
Lap 13														
9	1:54.187		58	1:57.665	1'01.838									
4	1:54.701	2.238	25	1:58.341	1'03.841									
22	1:55.053	8.232	37	2:24.993	1 Lap									
37	2:01.624	1 Lap	99	1:59.686	1'11.205									
10	1:56.498	39.235	46	1:58.706	1'16.477									
5	1:56.647	40.044	18	1:58.648	1'17.935									
51	1:56.362	40.059	23	1:59.270	1'23.346									
49	1:58.147	41.774	80	1:59.635	1'25.120									
3	1:57.844	44.226	66	2:04.863	1 Lap									
26	1:57.636	49.110	33	1:59.957	1'45.428									
66	2:12.414	1 Lap												
64	1:57.109	54.647												
58	1:57.503	54.968												
25	1:58.382	56.887												
99	1:58.614	1'01.520												
18	1:58.470	1'07.306												
46	1:58.561	1'07.730												
23	1:59.100	1'13.876												
80	1:58.947	1'14.752												
33	2:00.438	1'33.925												
21	2:09.140	1'48.961												
Lap 14														
9	1:54.149													
4	1:54.751	2.840												
22	1:55.195	9.278												
37	2:05.076	1 Lap												
10	1:56.427	41.513												
5	1:56.950	42.845												
49	1:56.557	44.182												
3	1:58.071	48.148												
26	1:57.156	52.117												
51	2:06.505	52.415												
64	1:56.979	57.477												
58	1:58.418	59.237												
25	1:57.826	1'00.564												
99	1:59.212	1'06.583												
46	1:59.254	1'12.835												
18	2:01.194	1'14.351												
23	1:59.413	1'19.140												
80	1:59.946	1'20.549												





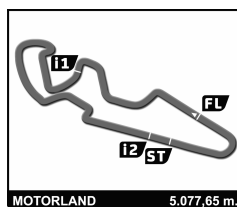
Superbike FIM CEV REPSOL 2014 Motorland Aragón Superbike Race 2

Analysis

■ Personal Best ■ Session Best B Crossing the finish line in pit lane

Lap	Time	Sector 1	Sector 2	Sector 3	Kph	Elapsed	Lap	Time	Sector 1	Sector 2	Sector 3	Kph	Elapsed	
3	Alejandro ESTEBAN ESP AE19 BASOLI COMPETICIO KAWASAKI							7	Daniel RIVAS ESP EASYRACE SUPERBIKE TEAM BMW					
1	2:00.026	36.686	1:03.309	20.031	152.3	2:00.026	1	1:57.530	35.608	1:02.252	19.670	155.5	1:57.530	
2	1:56.761	33.320	1:03.357	20.084	156.5	3:56.787	2	1:54.216	32.792	1:01.859	19.565	160.0	3:51.746	
3	1:57.058	33.408	1:03.594	20.056	156.1	5:53.845	3	1:53.866	32.695	1:01.626	19.545	160.5	5:45.612	
4	1:57.284	33.185	1:04.018	20.081	155.8	7:51.129	4	1:53.608	32.413	1:01.613	19.582	160.9	7:39.220	
5	1:57.550	33.295	1:04.025	20.230	155.5	9:48.679								
6	1:57.522	33.549	1:03.582	20.391	155.5	11:46.201								
7	1:57.273	33.223	1:03.797	20.253	155.9	13:43.474								
8	1:57.296	33.230	1:03.917	20.149	155.8	15:40.770								
9	1:57.293	33.230	1:03.839	20.224	155.8	17:38.063								
10	1:56.908	33.201	1:03.456	20.251	156.3	19:34.971								
11	1:57.165	33.189	1:03.649	20.327	156.0	21:32.136								
12	1:57.591	33.185	1:04.036	20.370	155.4	23:29.727								
13	1:57.844	33.520	1:03.724	20.600	155.1	25:27.571								
14	1:58.071	33.263	1:04.206	20.602	154.8	27:25.642								
15	1:57.842	33.690	1:03.786	20.366	155.1	29:23.484								
4	Robertino PIETRI VEN KAWASAKI PALMETO PL RACING KAWASAKI							9	Kenny NOYES USA KAWASAKI PALMETO PL RACING KAWASAKI					
1	1:57.303	35.372	1:02.346	19.585	155.8	1:57.303	1	1:57.146	35.181	1:02.361	19.604	156.0	1:57.146	
2	1:54.088	32.758	1:01.830	19.500	160.2	3:51.391	2	1:54.361	32.739	1:01.849	19.773	159.8	3:51.507	
3	1:53.880	32.572	1:01.634	19.674	160.5	5:45.271	3	1:54.192	32.749	1:01.711	19.732	160.1	5:45.699	
4	1:53.639	32.448	1:01.566	19.625	160.8	7:38.910	4	1:53.640	32.480	1:01.730	19.430	160.8	7:39.339	
5	1:53.825	32.544	1:01.508	19.773	160.6	9:32.735	5	1:53.471	32.727	1:01.287	19.457	161.1	9:32.810	
6	1:54.116	32.703	1:01.689	19.724	160.2	11:26.851	6	1:53.794	32.424	1:01.707	19.663	160.6	11:26.604	
7	1:53.954	32.475	1:01.782	19.697	160.4	13:20.805	7	1:53.647	32.523	1:01.462	19.662	160.8	13:20.251	
8	1:53.537	32.508	1:01.376	19.653	161.0	15:14.342	8	1:53.436	32.362	1:01.461	19.613	161.1	15:13.687	
9	1:53.675	32.477	1:01.567	19.631	160.8	17:08.017	9	1:53.588	32.399	1:01.659	19.530	160.9	17:07.275	
10	1:53.759	32.459	1:01.653	19.647	160.7	19:01.776	10	1:53.530	32.465	1:01.421	19.644	161.0	19:00.805	
11	1:54.351	32.657	1:01.912	19.782	159.8	20:56.127	11	1:54.422	32.584	1:02.126	19.712	159.7	20:55.227	
12	1:54.755	33.066	1:01.915	19.774	159.3	22:50.882	12	1:53.931	32.467	1:01.764	19.700	160.4	22:49.158	
13	1:54.701	33.000	1:01.928	19.773	159.3	24:45.583	13	1:54.187	32.579	1:01.862	19.746	160.1	24:43.345	
14	1:54.751	32.784	1:02.092	19.875	159.3	26:40.334	14	1:54.149	32.606	1:01.761	19.782	160.1	26:37.494	
15	1:55.800	33.018	1:02.526	20.256	157.8	28:36.134	15	1:55.064	32.668	1:02.184	20.212	158.8	28:32.558	
5	Eeki KUPARINEN FIN MOTOMARKET RACING BMW							10	Enrique FERRER ESP PASTRANA RACING TEAM KAWASAKI					
1	2:00.122	36.965	1:03.175	19.982	152.2	2:00.122	1	1:59.827	36.110	1:03.351	20.366	152.5	1:59.827	
2	1:56.427	33.445	1:03.301	19.681	157.0	3:56.549	2	1:56.166	33.000	1:02.910	20.256	157.3	3:55.993	
3	1:56.429	33.336	1:03.010	20.083	157.0	5:52.978	3	1:56.520	33.182	1:02.944	20.394	156.9	5:52.513	
4	1:56.977	33.315	1:03.723	19.939	156.2	7:49.955	4	1:57.166	33.200	1:03.549	20.417	156.0	7:49.679	
5	1:57.555	33.442	1:03.875	20.238	155.5	9:47.510	5	2:00.321	36.764	1:03.116	20.441	151.9	9:50.000	
6	1:57.164	33.486	1:03.489	20.189	156.0	11:44.674	6	1:56.395	33.147	1:02.704	20.544	157.0	11:46.395	
7	1:56.777	33.391	1:03.229	20.157	156.5	13:41.451	7	1:56.926	33.135	1:03.521	20.270	156.3	13:43.321	
8	1:57.475	33.974	1:03.525	19.976	155.6	15:38.926	8	1:56.629	32.969	1:03.465	20.195	156.7	15:39.950	
9	1:57.772	33.365	1:04.112	20.295	155.2	17:36.698	9	1:56.518	33.118	1:03.304	20.096	156.9	17:36.468	
10	1:56.332	33.395	1:02.986	19.951	157.1	19:33.030	10	1:56.336	33.143	1:03.048	20.145	157.1	19:32.804	
11	1:56.827	33.605	1:03.275	19.947	156.4	21:29.857	11	1:56.921	33.520	1:03.149	20.252	156.3	21:29.725	
12	1:56.885	33.619	1:03.282	19.984	156.4	23:26.742	12	1:56.357	33.029	1:03.009	20.319	157.1	23:26.082	
13	1:56.647	33.100	1:03.438	20.109	156.7	25:23.389	13	1:56.498	33.236	1:02.859	20.403	156.9	25:22.580	
14	1:56.950	33.418	1:03.413	20.119	156.3	27:20.339	14	1:56.427	33.155	1:02.849	20.423	157.0	27:19.007	
15	1:58.795	33.393	1:04.676	20.726	153.9	29:19.134	15	1:56.314	33.081	1:02.880	20.353	157.1	29:15.321	
18	Lucas DE ULACIA ESP KAWASAKI PALMETO PL RACING KAWASAKI													
1	2:08.331	41.743	1:06.526	20.062	142.4	2:08.331	1	2:08.331	41.743	1:06.526	20.062	142.4	2:08.331	
2	1:59.519	34.266	1:05.129	20.124	152.9	4:07.850	2	1:59.519	34.266	1:05.129	20.124	152.9	4:07.850	
3	1:59.064	34.041	1:04.901	20.122	153.5	6:06.914	3	1:59.064	34.041	1:04.901	20.122	153.5	6:06.914	
4	1:58.682	34.215	1:04.374	20.093	154.0	8:05.596	4	1:58.682	34.215	1:04.374	20.093	154.0	8:05.596	
5	1:59.039	34.219	1:04.581	20.239	153.5	10:04.635	5	1:59.039	34.219	1:04.581	20.239	153.5	10:04.635	
6	1:58.782	34.007	1:04.591	20.184	153.9	12:03.417	6	1:58.782	34.007	1:04.591	20.184	153.9	12:03.417	
7	1:58.196	33.965	1:04.230	20.001	154.6	14:01.613	7	1:58.196	33.965	1:04.230	20.001	154.6	14:01.613	
8	1:58.480	34.376	1:04.240	19.864	154.3	16:00.093	8	1:58.480	34.376	1:04.240	19.864	154.3	16:00.093	
9	1:57.623	33.576	1:03.809	20.238	155.4	17:57.716	9	1:57.623	33.576	1:03.809	20.238	155.4	17:57.716	
10	1:57.999	33.883	1:04.113	20.003	154.9	19:55.715	10	1:57.999	33.883	1:04.113	20.003	154.9	19:55.715	





Superbike FIM CEV REPSOL 2014 Motorland Aragón Superbike Race 2

Analysis

■ Personal Best ■ Session Best B Crossing the finish line in pit lane

Lap	Time	Sector 1	Sector 2	Sector 3	Kph	Elapsed	Lap	Time	Sector 1	Sector 2	Sector 3	Kph	Elapsed
11	1:58.444	34.073	1:04.362	20.009	154.3	21:54.159	15	1:59.270	33.790	1:04.883	20.597	153.2	29:55.904
12	1:58.022	33.848	1:04.096	20.078	154.9	23:52.181							
13	1:58.470	33.956	1:04.283	20.231	154.3	25:50.651							
14	2:01.194	33.891	1:07.047	20.256	150.8	27:51.845							
15	1:58.648	33.916	1:04.490	20.242	154.0	29:50.493							

21 Jonathan MARTINEZ FRA
MARTINEZ RACING TEAM SUZUKI

1	2:07.946	41.149	1:06.036	20.761	142.9	2:07.946
2	2:03.300	33.899	1:08.578	20.823	148.2	4:11.246
3	2:00.481	34.411	1:05.274	20.796	151.7	6:11.727
4	1:59.475	34.203	1:04.547	20.725	153.0	8:11.202
5	1:59.777	33.938	1:04.890	20.949	152.6	10:10.979
6	1:59.777	34.081	1:04.770	20.926	152.6	12:10.756
7	2:06.074	34.176	1:11.111	20.787	145.0	14:16.830
8	2:08.811	39.447	1:08.632	20.732	141.9	16:25.641
9	1:59.326	34.010	1:04.502	20.814	153.2	18:24.967
10	1:59.232	34.003	1:04.339	20.890	153.3	20:24.199
11	1:59.499	33.950	1:04.759	20.790	152.9	22:23.698
12	1:59.468	34.132	1:04.552	20.784	153.0	24:23.166
13	2:09.140B	34.013	1:05.115	30.012	141.5	26:32.306

22 Ivan SILVA ESP
TARGOBANK MOTORSPORT BMW

1	1:58.139	36.020	1:02.453	19.666	154.7	1:58.139
2	1:53.917	32.564	1:01.800	19.553	160.4	3:52.056
3	1:54.062	32.624	1:01.811	19.627	160.2	5:46.118
4	1:53.851	32.552	1:01.590	19.709	160.5	7:39.969
5	1:53.890	32.515	1:01.706	19.669	160.5	9:33.859
6	1:54.346	33.074	1:01.575	19.697	159.8	11:28.205
7	1:54.773	33.026	1:01.958	19.789	159.2	13:22.978
8	1:54.214	32.727	1:01.704	19.783	160.0	15:17.192
9	1:54.639	32.682	1:02.197	19.760	159.4	17:11.831
10	1:54.746	32.780	1:02.036	19.930	159.3	19:06.577
11	1:54.846	32.698	1:02.269	19.879	159.1	21:01.423
12	1:55.101	32.827	1:02.376	19.898	158.8	22:56.524
13	1:55.053	32.988	1:02.121	19.944	158.9	24:51.577
14	1:55.195	32.945	1:02.365	19.885	158.7	26:46.772
15	1:55.971	32.947	1:02.815	20.209	157.6	28:42.743

23 Guillermo LLANO ESP
HOSPITALITY MOTOBOX KAWASAKI

1	2:03.164	39.501	1:03.421	20.242	148.4	2:03.164
2	1:58.930	34.101	1:04.560	20.269	153.7	4:02.094
3	1:59.226	33.607	1:05.445	20.174	153.3	6:01.320
4	1:57.451	33.731	1:03.643	20.077	155.6	7:58.771
5	2:02.253	35.749	1:05.953	20.551	149.5	10:01.024
6	1:59.984	33.963	1:05.664	20.357	152.3	12:01.008
7	1:59.196	34.881	1:04.139	20.176	153.3	14:00.204
8	1:59.320	35.707	1:03.488	20.125	153.2	15:59.524
9	1:57.946	33.672	1:03.965	20.309	155.0	17:57.470
10	2:03.040	37.000	1:05.706	20.334	148.5	20:00.510
11	1:58.786	33.722	1:04.417	20.647	153.9	21:59.296
12	1:58.825	33.769	1:04.488	20.568	153.8	23:58.121
13	1:59.100	33.819	1:04.591	20.690	153.5	25:57.221
14	1:59.413	34.508	1:04.400	20.505	153.1	27:56.634

25 Christophe PONSSON FRA
ALSTARE JUNIOR TEAM

1	2:01.662	37.585	1:03.852	20.225	150.2	2:01.662
2	1:59.218	35.019	1:03.899	20.300	153.3	4:00.880
3	1:57.991	33.835	1:03.945	20.211	154.9	5:58.871
4	1:57.683	33.826	1:03.664	20.193	155.3	7:56.554
5	1:58.598	33.918	1:04.318	20.362	154.1	9:55.152
6	1:58.590	34.035	1:04.052	20.503	154.1	11:53.742
7	1:58.089	33.756	1:03.967	20.366	154.8	13:51.831
8	1:57.940	33.796	1:03.865	20.279	155.0	15:49.771
9	1:58.571	33.840	1:04.570	20.161	154.1	17:48.342
10	1:57.597	33.677	1:03.750	20.170	155.4	19:45.939
11	1:57.860	33.644	1:03.934	20.282	155.1	21:43.799
12	1:58.051	33.754	1:04.014	20.283	154.8	23:41.850
13	1:58.382	33.682	1:03.811	20.889	154.4	25:40.232
14	1:57.826	33.833	1:03.744	20.249	155.1	27:38.058
15	1:58.341	33.955	1:03.994	20.392	154.4	29:36.399

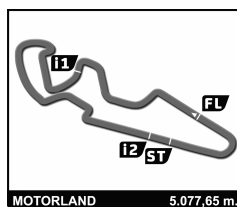
26 Josh WAINWRIGHT GBR
QUELCH AFTER DARK KAWASAKI

1	2:01.604	37.328	1:03.906	20.370	150.3	2:01.604
2	1:58.267	34.133	1:03.745	20.389	154.5	3:59.871
3	1:57.568	33.503	1:03.739	20.326	155.5	5:57.439
4	1:57.217	33.426	1:03.427	20.364	155.9	7:54.656
5	1:57.967	33.547	1:03.858	20.562	154.9	9:52.623
6	1:57.509	33.546	1:03.422	20.541	155.5	11:50.132
7	1:56.565	33.132	1:03.108	20.325	156.8	13:46.697
8	1:56.477	33.140	1:03.086	20.251	156.9	15:43.174
9	1:58.576	33.151	1:04.911	20.514	154.1	17:41.750
10	1:58.283	34.482	1:03.452	20.349	154.5	19:40.033
11	1:57.166	33.202	1:03.476	20.488	156.0	21:37.199
12	1:57.620	33.329	1:03.762	20.529	155.4	23:34.819
13	1:57.636	33.635	1:03.564	20.437	155.4	25:32.455
14	1:57.156	33.251	1:03.571	20.334	156.0	27:29.611
15	1:57.675	33.302	1:03.941	20.432	155.3	29:27.286

33 Niko MÄKINEN FIN
NIKORACING - STRATOS BMW

1	2:09.344	40.905	1:07.744	20.695	141.3	2:09.344
2	2:01.740	34.504	1:06.224	21.012	150.1	4:11.084
3	2:01.319	35.070	1:05.567	20.682	150.7	6:12.403
4	2:00.338	34.549	1:05.124	20.665	151.9	8:12.741
5	2:00.435	34.238	1:05.316	20.881	151.8	10:13.176
6	2:00.740	34.369	1:05.528	20.843	151.4	12:13.916
7	2:00.572	34.630	1:05.164	20.778	151.6	14:14.488
8	2:00.096	34.210	1:05.260	20.626	152.2	16:14.584
9	2:00.262	34.339	1:05.264	20.659	152.0	18:14.846
10	2:00.934	34.738	1:05.366	20.830	151.1	20:15.780
11	2:01.181	34.849	1:05.553	20.779	150.8	22:16.961
12	1:59.871	34.353	1:04.925	20.593	152.5	24:16.832
13	2:00.438	34.470	1:05.125	20.843	151.8	26:17.270
14	2:00.759	34.422	1:05.579	20.758	151.4	28:18.029
15	1:59.957	34.298	1:05.076	20.583	152.4	30:17.986



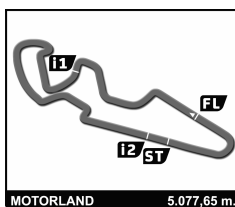


Superbike FIM CEV REPSOL 2014 Motorland Aragón Superbike Race 2

Analysis

Lap	Time	Sector 1	Sector 2	Sector 3	Kph	Elapsed	Lap	Time	Sector 1	Sector 2	Sector 3	Kph	Elapsed
37 Alexander MATEOS ESP TEAM SUZUKI SPEED RACING SUZUKI													
1	2:04.207	40.039	1:04.034	20.134	147.2	2:04.207	2	1:56.331	33.247	1:03.071	20.013	157.1	3:56.249
2	3:05.259	33.954	2:10.304	21.001	98.7	5:09.466	3	1:56.393	33.408	1:02.999	19.986	157.0	5:52.642
3	1:59.920	34.483	1:04.843	20.594	152.4	7:09.386	4	1:57.138	33.483	1:03.537	20.118	156.0	7:49.780
4	1:58.572	33.648	1:04.356	20.568	154.1	9:07.958	5	1:56.661	33.191	1:03.192	20.278	156.7	9:46.441
5	1:59.407	33.912	1:04.944	20.551	153.1	11:07.365	6	1:57.657	33.871	1:03.387	20.399	155.3	11:44.098
6	1:58.697	33.791	1:04.283	20.623	154.0	13:06.062	7	1:57.163	33.500	1:03.321	20.342	156.0	13:41.261
7	1:58.370	33.763	1:04.051	20.556	154.4	15:04.432	8	1:57.243	33.781	1:03.147	20.315	155.9	15:38.504
8	1:58.562	33.736	1:04.287	20.539	154.2	17:02.994	9	1:57.355	33.420	1:03.770	20.165	155.7	17:35.859
9	2:05.931	34.069	1:11.338	20.524	145.1	19:08.925	10	1:56.834	33.662	1:03.080	20.092	156.4	19:32.693
10	1:59.364	33.973	1:04.781	20.610	153.1	21:08.289	11	1:56.992	33.391	1:03.272	20.329	156.2	21:29.685
11	1:59.150	34.063	1:04.549	20.538	153.4	23:07.439	12	1:57.287	33.572	1:03.471	20.244	155.8	23:26.972
12	2:01.624	34.046	1:06.184	21.394	150.3	25:09.063	13	1:58.147	33.640	1:03.629	20.878	154.7	25:25.119
13	2:05.076	35.019	1:07.617	22.440	146.1	27:14.139	14	1:56.557	33.396	1:03.079	20.082	156.8	27:21.676
14	2:24.993	36.099	1:25.846	23.048	126.1	29:39.132	15	2:00.413	36.477	1:03.465	20.471	151.8	29:22.089
43 Chris COTTON CAN JEG RACING KAWASAKI													
1	2:04.939	39.909	1:04.891	20.139	146.3	2:04.939	1	2:01.901	38.725	1:03.396	19.780	149.9	2:01.901
2	1:59.614	34.361	1:04.696	20.557	152.8	4:04.553	2	1:55.459	33.455	1:02.231	19.773	158.3	3:57.360
3	1:59.463	34.343	1:04.623	20.497	153.0	6:04.016	3	1:55.759	33.146	1:02.900	19.713	157.9	5:53.119
4	1:59.031	34.191	1:04.437	20.403	153.5	8:03.047	4	1:56.971	33.333	1:03.630	20.008	156.3	7:50.090
5	1:58.788	34.220	1:04.168	20.400	153.9	10:01.835	5	1:55.395	33.063	1:02.498	19.834	158.4	9:45.485
6	1:58.781	34.159	1:04.107	20.515	153.9	12:00.616	6	2:04.174	41.994	1:02.286	19.894	147.2	11:49.659
7	1:58.609	34.003	1:04.127	20.479	154.1	13:59.225	7	1:54.703	32.846	1:02.077	19.780	159.3	13:44.362
8	1:58.498	34.072	1:04.089	20.337	154.2	15:57.723	8	1:55.608	32.612	1:03.097	19.899	158.1	15:39.970
9	1:59.382	34.261	1:04.565	20.556	153.1	17:57.105	9	1:55.467	32.669	1:03.107	19.691	158.3	17:35.437
10	1:58.336	34.111	1:03.915	20.310	154.5	19:55.441	10	1:54.755	32.618	1:02.268	19.869	159.3	19:30.192
							11	1:55.117	32.735	1:02.405	19.977	158.8	21:25.309
							12	2:01.733	38.976	1:02.862	19.895	150.1	23:27.042
							13	1:56.362	33.764	1:02.818	19.780	157.1	25:23.404
							14	2:06.505	32.736	1:02.210	31.559	144.5	27:29.909
							15	1:57.397	33.596	1:03.515	20.286	155.7	29:27.306
46 Pierre TEXIER FRA TEX RACING KAWASAKI													
1	2:06.006	40.613	1:05.206	20.187	145.1	2:06.006	1	2:02.641	38.370	1:04.108	20.163	149.0	2:02.641
2	1:59.222	33.948	1:04.844	20.430	153.3	4:05.228	2	1:58.790	34.387	1:04.090	20.313	153.9	4:01.431
3	1:58.928	33.917	1:04.681	20.330	153.7	6:04.156	3	1:58.097	33.887	1:03.857	20.353	154.8	5:59.528
4	1:59.519	34.236	1:04.898	20.385	152.9	8:03.675	4	1:57.672	33.500	1:03.844	20.328	155.3	7:57.200
5	1:59.159	34.210	1:04.432	20.517	153.4	10:02.834	5	1:58.475	33.807	1:04.205	20.463	154.3	9:55.675
6	1:58.786	34.107	1:04.347	20.332	153.9	12:01.620	6	1:58.531	33.802	1:04.237	20.492	154.2	11:54.206
7	1:58.159	33.913	1:03.784	20.462	154.7	13:59.779	7	1:57.932	33.604	1:04.002	20.326	155.0	13:52.138
8	1:58.179	33.761	1:04.107	20.311	154.7	15:57.958	8	1:58.077	33.753	1:04.048	20.276	154.8	15:50.215
9	1:58.890	34.160	1:04.220	20.510	153.7	17:56.848	9	1:57.691	33.728	1:03.695	20.268	155.3	17:47.906
10	1:58.264	33.820	1:03.988	20.456	154.5	19:55.112	10	1:57.547	33.572	1:03.600	20.375	155.5	19:45.453
11	1:58.630	33.910	1:04.111	20.609	154.1	21:53.742	11	1:57.976	33.564	1:03.807	20.605	154.9	21:43.429
12	1:58.772	34.004	1:04.160	20.608	153.9	23:52.514	12	1:57.381	33.578	1:03.402	20.401	155.7	23:40.810
13	1:58.561	34.026	1:04.266	20.269	154.2	25:51.075	13	1:57.503	33.536	1:03.574	20.393	155.5	25:38.313
14	1:59.254	33.777	1:04.961	20.516	153.3	27:50.329	14	1:58.418	33.582	1:04.372	20.464	154.3	27:36.731
15	1:58.706	33.964	1:04.294	20.448	154.0	29:49.035	15	1:57.665	33.489	1:03.721	20.455	155.3	29:34.396
47 Angel RODRIGUEZ ESP TEAM SUZUKI SPEED RACING SUZUKI													
1	2:38.362	41.289	1:25.073	32.000	115.4	2:38.362							
49 Fabien PARCHARD FRA BASOLI COMPETICIO KAWASAKI													
1	1:59.918	36.472	1:03.272	20.174	152.4	1:59.918	1	2:02.696	38.511	1:04.168	20.017	149.0	2:02.696
							2	1:59.430	34.159	1:04.887	20.384	153.0	4:02.126
							3	1:59.875	33.765	1:05.960	20.150	152.5	6:02.001





Superbike FIM CEV REPSOL 2014 Motorland Aragón Superbike Race 2

Analysis

■ Personal Best ■ Session Best **B** Crossing the finish line in pit lane

Lap	Time	Sector 1	Sector 2	Sector 3	Kph	Elapsed	Lap	Time	Sector 1	Sector 2	Sector 3	Kph	Elapsed
4	1:57.276	33.409	1:03.648	20.219	155.8	7:59.277							
5	1:57.229	33.536	1:03.456	20.237	155.9	9:56.506							
6	1:58.079	33.437	1:04.131	20.511	154.8	11:54.585							
7	1:57.634	33.325	1:04.068	20.241	155.4	13:52.219							
8	1:57.985	33.819	1:04.081	20.085	154.9	15:50.204							
9	1:58.279	33.517	1:04.683	20.079	154.5	17:48.483							
10	1:57.527	33.767	1:03.635	20.125	155.5	19:46.010							
11	1:57.544	33.116	1:03.853	20.575	155.5	21:43.554							
12	1:57.329	33.615	1:03.387	20.327	155.8	23:40.883							
13	1:57.109	33.263	1:03.519	20.327	156.1	25:37.992							
14	1:56.979	33.317	1:03.310	20.352	156.2	27:34.971							
15	1:57.132	33.379	1:03.466	20.287	156.0	29:32.103							
99 Mathieu DUMAS FRA													
DUMAS RACING TEAM KAWASAKI													
1	2:04.634	39.640	1:04.911	20.083	146.6	2:04.634							
2	1:57.785	34.060	1:03.598	20.127	155.2	4:02.419							
3	1:57.870	33.741	1:03.806	20.323	155.1	6:00.289							
4	1:57.198	33.559	1:03.295	20.344	156.0	7:57.487							
5	1:58.630	33.784	1:04.530	20.316	154.1	9:56.117							
6	1:58.403	33.671	1:04.247	20.485	154.4	11:54.520							
7	1:58.186	33.865	1:04.060	20.261	154.6	13:52.706							
8	1:58.075	33.865	1:03.934	20.276	154.8	15:50.781							
9	1:58.681	33.907	1:04.393	20.381	154.0	17:49.462							
10	1:58.472	33.650	1:04.238	20.584	154.3	19:47.934							
11	1:59.163	33.993	1:04.266	20.904	153.4	21:47.097							
12	1:59.154	33.949	1:04.438	20.767	153.4	23:46.251							
13	1:58.614	33.830	1:03.964	20.820	154.1	25:44.865							
14	1:59.212	34.146	1:04.371	20.695	153.3	27:44.077							
15	1:59.686	34.170	1:04.730	20.786	152.7	29:43.763							
66 Philippe LE GALLO FRA													
JEG RACING KAWASAKI													
1	2:13.388	43.272	1:09.017	21.099	137.0	2:13.388							
2	2:03.274	35.354	1:06.963	20.957	148.3	4:16.662							
3	2:04.098	35.783	1:07.151	21.164	147.3	6:20.760							
4	2:04.507	35.329	1:07.799	21.379	146.8	8:25.267							
5	2:06.542	35.814	1:08.932	21.796	144.4	10:31.809							
6	2:06.178	35.956	1:08.555	21.667	144.9	12:37.987							
7	2:05.567	35.720	1:08.265	21.582	145.6	14:43.554							
8	2:06.601	36.491	1:08.771	21.339	144.4	16:50.155							
9	2:06.193	36.075	1:08.449	21.669	144.8	18:56.348							
10	2:18.083	36.394	1:20.207	21.482	132.4	21:14.431							
11	2:08.884	37.129	1:09.974	21.781	141.8	23:23.315							
12	2:12.414	43.045	1:08.125	21.244	138.0	25:35.729							
13	2:23.918	43.549	1:18.028	22.341	127.0	27:59.647							
14	2:04.863	35.813	1:07.600	21.450	146.4	30:04.510							
80 Craig NEVE GBR													
QUELCH AFTERDARK MOTOSPORT HONDA													
1	2:08.041	41.741	1:05.672	20.628	142.7	2:08.041							
2	1:59.507	34.220	1:04.317	20.970	152.9	4:07.548							
3	1:59.332	34.045	1:04.620	20.667	153.2	6:06.880							
4	1:59.806	34.704	1:04.475	20.627	152.6	8:06.686							
5	1:59.312	34.071	1:04.592	20.649	153.2	10:05.998							
6	1:58.986	33.866	1:04.278	20.842	153.6	12:04.984							
7	1:58.598	33.900	1:04.074	20.624	154.1	14:03.582							
8	1:58.221	33.806	1:03.892	20.523	154.6	16:01.803							
9	1:59.181	34.005	1:04.373	20.803	153.4	18:00.984							
10	2:00.019	34.128	1:05.240	20.651	152.3	20:01.003							
11	1:58.951	33.895	1:04.376	20.680	153.7	21:59.954							
12	1:59.196	34.179	1:04.386	20.631	153.3	23:59.150							
13	1:58.947	33.930	1:04.251	20.766	153.7	25:58.097							
14	1:59.946	34.242	1:04.946	20.758	152.4	27:58.043							
15	1:59.635	34.214	1:04.725	20.696	152.8	29:57.678							
87 Raúl GARCÍA ESP													
TARGOBANK MOTOSPORT BMW													
1	2:02.255	37.981	1:04.114	20.160	149.5	2:02.255							
2	1:57.345	33.700	1:03.737	19.908	155.8	3:59.600							
3	1:56.127	33.065	1:03.094	19.968	157.4	5:55.727							
4	1:55.777	33.232	1:02.715	19.830	157.9	7:51.504							

